


Q330 PRO SERIES MEDIUM PRESSURE

Maximum Flow Rate: 579 l/min (153 US gpm) 5247 BPD
Maximum Pressure: 241 bar (3500 psi)

 **WANNER™** HYDRA-CELL® PRO
SEAL-LESS PUMP TECHNOLOGIES

AVAILABLE
TO MEET

674



UK
CA CE

Q330 Series with Nickel
Aluminum Bronze pump head.

A higher standard of pump performance and energy efficiency.

- Integrates **Wanner Hydra-Cell® Pro** seal-less pump technologies for the highest levels of volumetric and energy efficiencies across a full rpm range.
- Patented ADPC (Advanced Diaphragm Position Control) and hydraulic oil management systems protect diaphragms under closed or restricted inlet conditions.
- Can run dry indefinitely without damage to the pump, eliminating downtime and repair costs.
- Pumped liquid is 100% contained, eliminating environmental risks, ground contamination and volatile emissions.
- Seal-less design eliminates leaks, hazards and costs associated with seals and plunger packing.
- Exceeds API 675 standards for accuracy, linearity and repeatability.
- Wider range and higher inlet pressures to 34 barg.
- Self-priming – eliminates need for charge pumps.
- Unique diaphragm design reliably handles a wide range of viscosities and shear sensitivities, corrosive liquids, abrasives, slurries and suspended solids.
- Lower total cost of ownership in acquisition, operation, service, maintenance, and energy use.

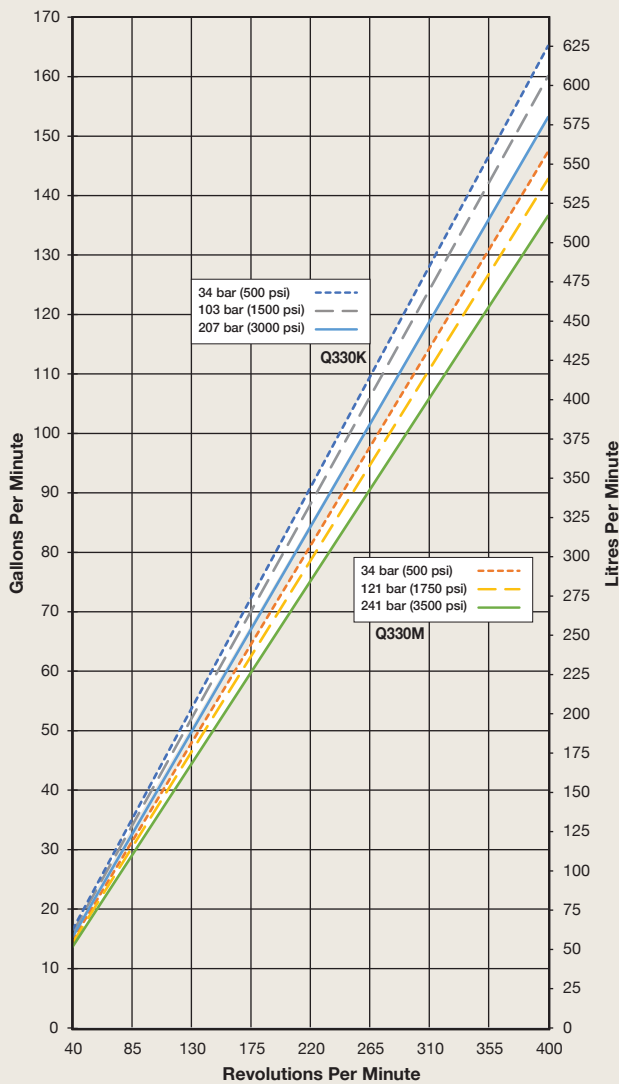
Q330 Pro Medium Pressure | Performance

Capacities


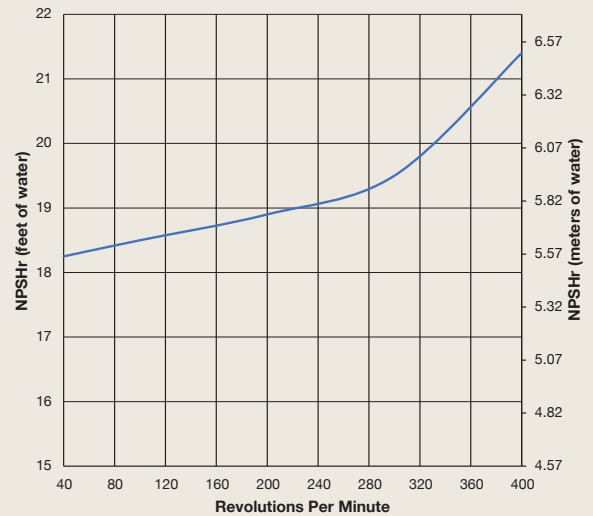
Model	Max. Input rpm	Plunger Dia.		Max. Flow Capacities			Max. Pressure Ratings			
							Discharge		Inlet	
		mm	inches	US gpm	l/min	BPD	bar	psi	bar	psi
Q330K	400	57	2.250	153	579	5247	207	3000	34	500
Q330M	400	54	2.125	136	514	4664	241	3500	34	500

Consult factory when operating below 40 rpm

Maximum Flow at Designated Pressure



Net Positive Suction Head (NPSHr)



Q330 Series pumps feature the Hydra-Cell seal-less design, eliminating clean-up costs from leaking seals or packing and protecting operators from dangerous fluids such as those containing hydrogen sulfide.

Due to the Wanner Engineering Continuous Improvement Program, specifications and other data are subject to change.

Q330 Pro Medium Pressure | Specifications

Flow Capacities

Model	Pressure bar (psi)	rpm	US gpm	l/min	BPD
Q330K	207 (3000)	400	153	579	5247
Q330M	241 (3500)	400	136	514	4664

Delivery

	Pressure bar (psi)	gal/rev	litres/rev
Q330K	34 (500)	0.413	1.563
	103 (1500)	0.400	1.515
	207 (3000)	0.383	1.447
Q330M	34 (500)	0.369	1.395
	121 (1750)	0.357	1.351
	241 (3500)	0.340	1.285

rpm

Maximum:	400
Minimum:	40

Consult factory for speeds less than 40 rpm.

Maximum Discharge Pressure

Metallic Heads:	Q330K 207 bar (3000 psi)
	Q330M 241 bar (3500 psi)

Maximum Inlet Pressure 34 bar (500 psi)

Operating Temperature

Maximum:	82.2°C (180°F)
Minimum:	4.4°C (40°F)

Consult factory for temperatures outside of these ranges

Maximum Solids Size 800 microns

Input Shaft Right Side

Inlet Ports Weld-On: 6 inch / SCH. 40 6 inch NPT, 6 inch Class 300 RF ANSI

Discharge Ports Weld-On: 3 inch / SCH. XXH 3 inch NPT, 3 inch Class 2500 RTJ ANSI

Plunger Stroke Length 127 mm (5 inch)

Shaft Diameter 101.6 mm (4 inch))

Shaft Rotation Uni-directional (See rotation arrow.)

Oil Capacity 104.1 litres (110 US quarts)

Weight

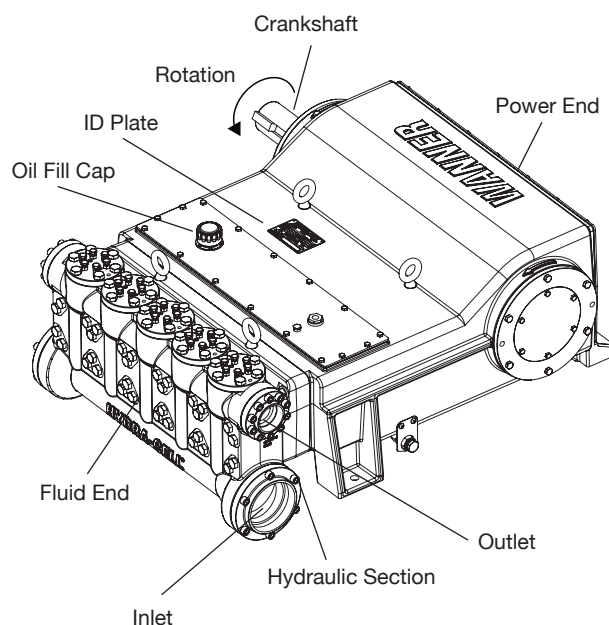
Metallic Heads: 2268 kg (5000 lbs.)

Fluid End Materials

Manifold:	Nickel Aluminum Bronze (NAB)
Diaphragm/Elastomers:	FKM Buna-N
Diaphragm Follower Screw:	316 Stainless Steel
Valve Spring Retainer:	Hastelloy C
Check Valve Spring:	Elgiloy Hastelloy C
Valve Disc/Seat:	17-4 Stainless Steel Nitronic 50 Hastelloy C
Outlet Valve Retainer:	316 Stainless Steel
Plug-Outlet Valve Port:	316 Stainless Steel
Inlet Valve Retainer:	316 Stainless Steel

Power End Materials

Crankshaft:	Ductile Iron
Connecting Rods:	Ductile Iron
Crossheads:	Ductile Iron
Crankcase:	Ductile Iron
Bearings:	Spherical Roller Journal (outer mains) Steel Backed Tri-metal (crankpin) Bronze (wristpin, centre mains)



Calculating Required Horsepower (kW)*

$$\frac{\text{US gpm} \times \text{psi}}{1,460} = \text{electric motor hp}^*$$

$$\frac{\text{lpm} \times \text{bar}}{511} = \text{electric motor kW}^*$$

* hp (kW) is required application power.

Attention!

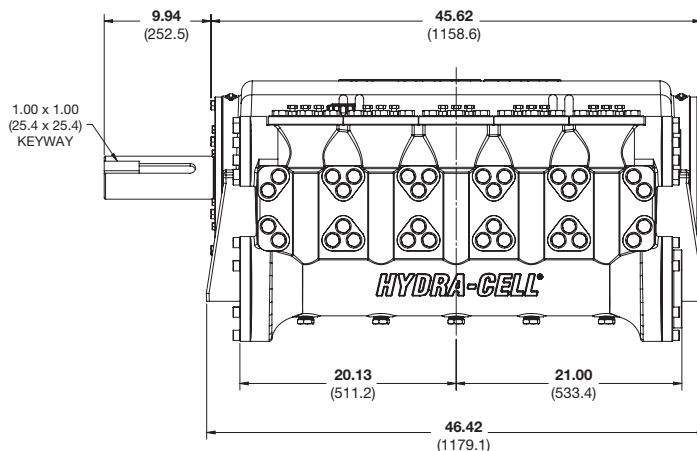
When sizing motors with variable speed drives (VFD): It is very important to select a motor and a VFD rated for constant torque inverter duty service and that the motor is rated to meet the torque requirements of the pump throughout desired speed range.

Due to the Wanner Engineering Continuous Improvement Program, specifications and other data are subject to change.

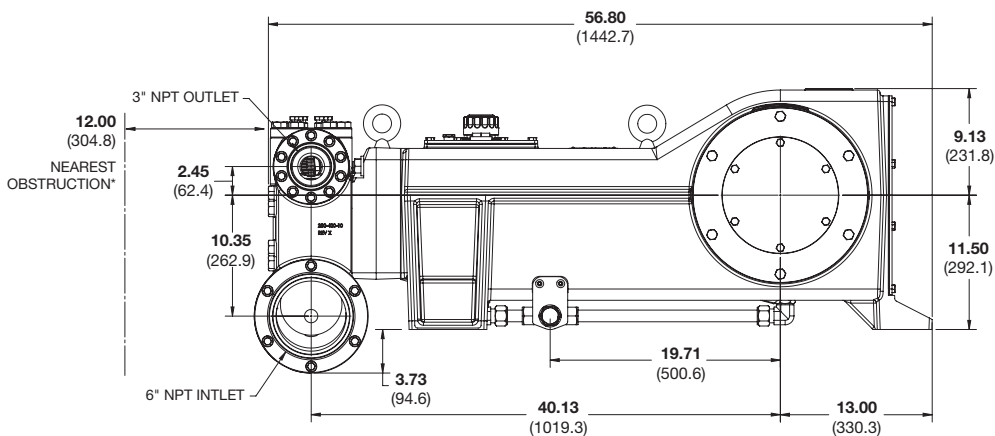
Q330 Pro Medium Pressure | Representative Drawings

Threaded Version inches (mm)

Front View

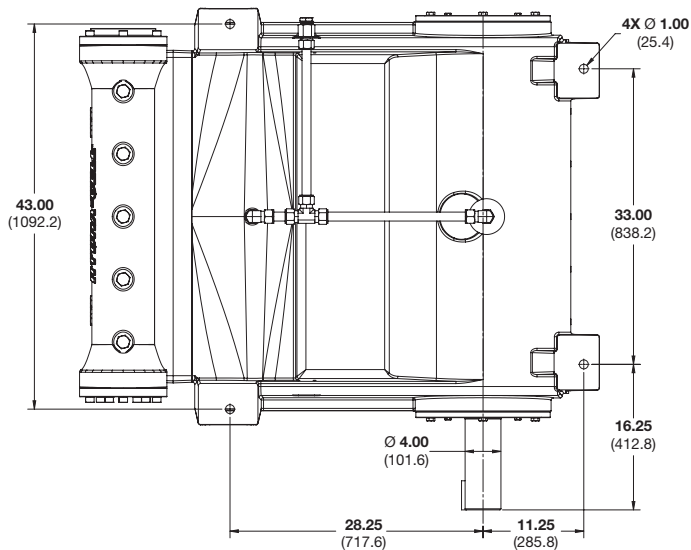


Side View



*Contact factory for obstruction distances closer than 12 inches (304.8 mm).

Bottom View



Note: Dimensions are for reference only. Contact Wanner International for certified drawings.

Q330 Pro Medium Pressure | How to Order

Ordering Information

A complete Q330 Series Medium Pressure Model Number contains 14 digits including 8 customer-specified design and materials options, for example: Q330KDDGHFETA.

1	2	3	4	5	6	7	8	9	10	11	12	13	14
Q	3	3	0			D					T		

Q330 Medium Pressure

Digit	Order Code	Description
1-4	Q330	Pump Configuration Shaft-driven
5	K	Performance Max. 579 l/min (153 US gpm) 5247 BPD @ 207 bar (3000 psi)
	M	Max. 514 l/min (136 US gpm) 4664 BPD @ 241 bar (3500 psi)
6	A	Pump Head Version NPT Ports (Steel)
	C	Weld Neck (Steel)
	D	Weld Neck (316L Stainless Steel)
	E	Weld Neck (Hastelloy C)
	F	Weld Neck (Duplex Alloy 2205 Stainless Steel)
	G	ANSI Flanged Ports (Duplex Stainless Steel)
	T	ANSI Flanged Ports (Hastelloy)
7	D	Pump Head Material Nickel Aluminium Bronze (NAB)
8	G	Diaphragm & O-ring Material FKM
	T	Buna-N
9	H	Valve Seat Material 17-4 Stainless Steel
	N	Nitronic 50
	T	Hastelloy C
10	F	Valve Material 17-4 Stainless Steel
	N	Nitronic 50
	T	Hastelloy C
11	E	Valve Springs Elgiloy
	T	Hastelloy C
12	T	Valve Spring Retainers Hastelloy C

Digit	Order Code	Description
13	A	Hydra-Oil 10W30 standard-duty oil
	B	40-wt. oil
	H	15W50 high-temp severe-duty synthetic oil
14	C	Oil Level Monitor Cover Float Switch, normally closed (recommended)
	O	Float Switch, normally open
	S	Float switch, Class I, Div. 1, Groups A, B, C, D, normally closed
	T	Float switch, Class I, Div. 1, Groups A, B, C, D, normally open



Partners in over 70 countries



Global Sales and Technical Support

Americas

- Minneapolis, Minnesota USA
- Wichita Falls, Texas USA
- São Paulo, Brazil
- Buenos Aires, Argentina

EMEA | Australia

- Hampshire, United Kingdom
- Cairo, Egypt
- Düsseldorf, Germany
- Lyon, France

Asia | Pacific

- Kowloon, Hong Kong
- Shanghai, China
- Jakarta, Indonesia

India

- Mumbai, India
- New Delhi
- Bangalore
- Gujarat

Wanner worldwide

GLOBAL SALES & TECHNICAL SUPPORT

WANNER ENGINEERING, INC.

WORLD HEADQUARTERS & MANUFACTURING

Minneapolis, Minnesota USA
t: 612-332-5681
e: sales@wannereng.com
Hydra-Cell.com

REGIONAL OFFICE

Wichita Falls, Texas USA
t: 940-322-7111
e: sales@wannereng.com

LATIN AMERICAN OFFICE

São Paulo, Brazil
t: +55 (11) 99582-1969
e: mmagoni@wannereng.com
Hydra-Cell-Pumps.com.br

WANNER INTERNATIONAL, LTD.

UNITED KINGDOM

Church Crookham,
Hampshire UK GU52 8BF
t: +44 (0) 1252 816847
e: support@wannerint.com
Hydra-Cell.co.uk

WANNER PUMPS, LTD.

Kowloon, HONG KONG

t: +852 3428 6534
e: sales@wannerpumps.com
WannerPumps.com

Shanghai, CHINA

t: +86-21-6876 3700
e: sales@wannerpumps.com
WannerPumps.com

WANNER INDIA PVT. LTD.

Mumbai, INDIA

t: +91 (22) 22044766
e: support@wannerindia.com
WannerIndia.com



**OFFICIAL UK
DISTRIBUTOR**

Michael Smith Engineers Limited
Web: www.michael-smith-engineers.co.uk
Email: info@michael-smith-engineers.co.uk
Freephone: 0800 316 7891